



Universal Credit aims to reduce poverty, by making work pay, and to help claimants and their families to become more independent.

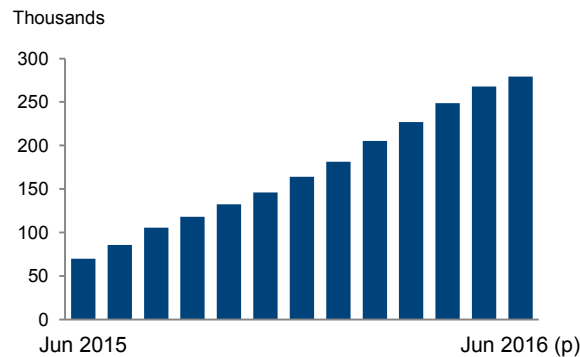
Universal Credit was introduced in April 2013 in certain pathfinder areas of North West England. Since October 2013, it has progressively been rolled out to other areas. It is now available in all Jobcentre Plus offices to single claimants, and is being expanded across the country to include all claimant types via the full service.

## Main story

The number of people on Universal Credit as of 9 June 2016 was 279,315. The number of people in employment is currently 113,868 (41 per cent).

### 279,315 claimants

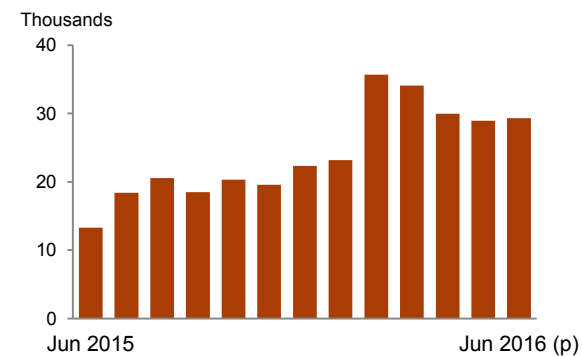
June 2016



The number of people on Universal Credit rose to 279,315 in June 2016. The rate of increase has slowed over the last couple of months.

### Starts at 27,042

June 2016

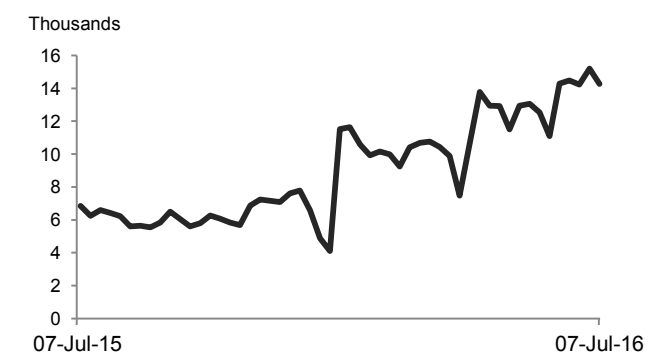


The number of starts made to Universal Credit was 27,042 in June 2016. Monthly starts made have fallen since the peak in February.

The figures in this chart have been standardised, so may not match figures in the document. Please see the Background Information and Methodology document for more detail.

### Claims reach new peak

Up to 7 July 2016



627,165 claims have been made for Universal Credit up to 7 July 2016. 58,159 claims have been made for Universal Credit in the last four weeks at an average of 14,540 per week.

In next month's release DWP will be including a new breakdown. This will show the number of people on Universal Credit by conditionality group.

## At a glance

Page

Claims made reaches a new peak

3

More males started Universal Credit

4

41 per cent of claimants in employment

5

Where you live

6

**Lead Statistician:** Emine Deviren

[emine.deviren@dwp.gsi.gov.uk](mailto:emine.deviren@dwp.gsi.gov.uk)

**DWP Press Office:** 0203 267 5129

Thoughts? We welcome feedback

Published 20 July 2016

Next edition 17 August 2016

## What you need to know

This summary contains statistics on Universal Credit covering the period to 7 July 2016 (for claims made) and 9 June 2016 (for starts and people receiving Universal Credit). Universal Credit is available in all Jobcentre Plus Offices to single claimants and is being expanded to all claimant types across the country via the full service. Please note we do not currently include statistics covering all of the full service.

Universal Credit aims to reduce poverty, by making work pay, and to help claimants and their families to become more independent. It also aims to simplify the benefits system by providing a single payment based upon the circumstances of the household. Support for housing costs, children and childcare costs are integrated in the new benefit. It also provides additions for disabled people and carers.

The following benefits will be replaced as Universal Credit rolls out.

- Income-based Jobseeker's Allowance
- Income-related Employment and Support Allowance
- Income Support
- Working Tax Credit
- Child Tax Credit
- Housing Benefit

The main features of Universal Credit are:

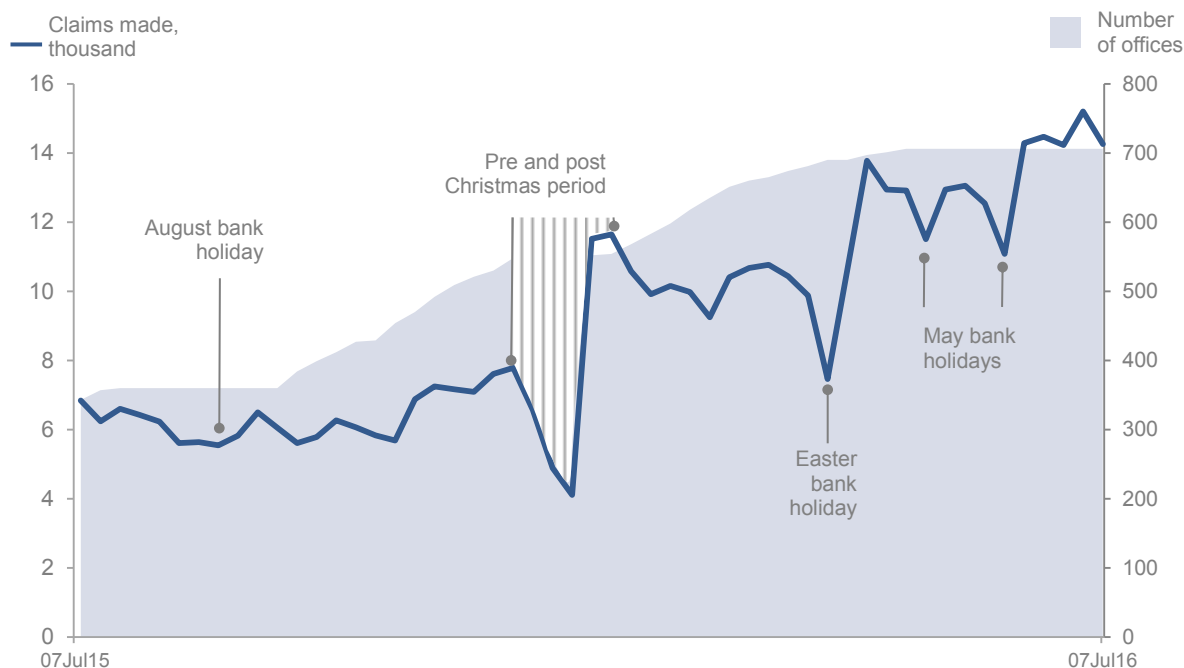
- Universal Credit is available to people who are in work and on a low income, as well as to those who are out-of-work.
- Most people will apply online and manage their claim through an online account.
- Universal Credit will be responsive – as people on low incomes move in and out of work, they will get on-going support.
- Most claimants on low incomes will still be paid Universal Credit when they first start a new job or increase their part-time hours.
- Claimants will receive a single monthly household payment, paid into a bank account in the same way as a monthly salary; support with housing costs will usually go direct to the claimant as part of their monthly payment.

This report contains three measures. **Claims** made counts the number of applications submitted for Universal Credit. Some of these people will go on to **Start** receiving Universal Credit. **People on Universal Credit** includes all those who have started and are still on Universal Credit at the count date (second Thursday of the month). Some people will have their claim terminated either at the request of the individual or if their entitlement to Universal Credit ends. See the Background Information and Methodology document for more detail on the definitions used in this publication.

# Claiming Universal Credit

## The number of claims made reaches a new high

New claims per week and number of offices accepting claims in the last year to Thursday 7 July 2016



The total number of claims made for Universal Credit in the last four weeks is 58,159, with an average of 14,540 claims per week, compared to an average of 12,742 claims in the previous four weeks.

Over the last four weeks claims made for Universal Credit rose to a new record level. Claims made for Universal Credit reached a daily peak of 3,466 on 13 June 2016, and a weekly peak of 15,201 on the week ending 30 June 2016.

The total number of claims made for Universal Credit has risen to over half a million, 627,165, as all Jobcentre Plus offices are now accepting claims from single claimants for Universal Credit.

See **Table 1.1** for summary statistics and [Stat-Xplore](#) for the complete data series.

## How people claim Universal Credit

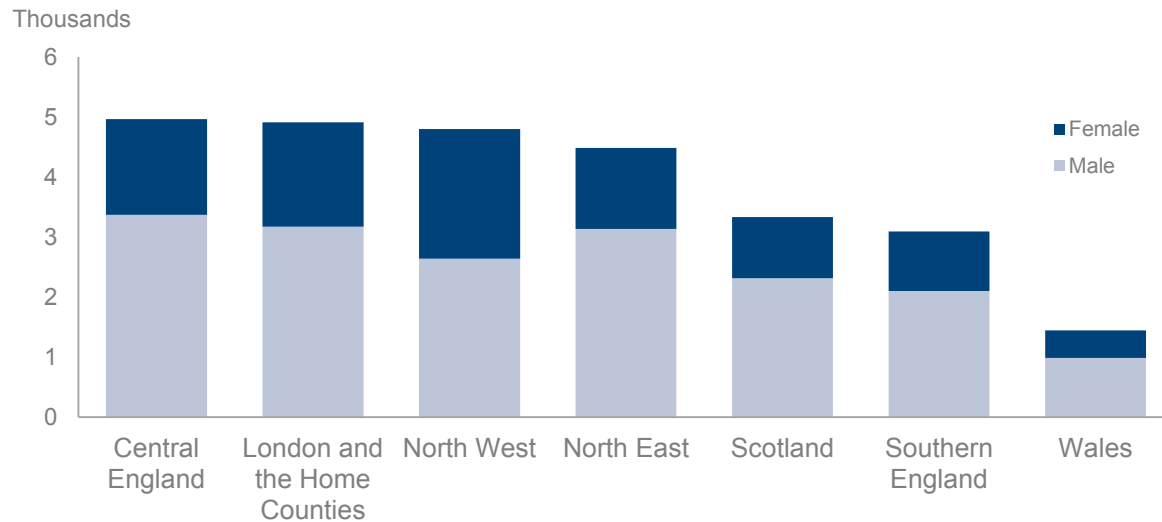
People will usually make a claim for Universal Credit online, during which initial claim verification will take place. After making a claim, an initial interview will take place with the claimant at which the eligibility for Universal Credit will be confirmed, and the claimant will accept a [Claimant Commitment](#). At this point, a claimant will be recorded as starting Universal Credit. Users should note that the statistics on claims made are four weeks more up-to-date than statistics on starts and people on Universal Credit. Not all people who make a claim for Universal Credit will go on to start. The statistics for claims and starts used in this publication include all claims and starts to Universal Credit.

In March's publication improvements to the people on Universal Credit data and starts data at a local level led to both data series being revised. As a result, if not already obtained, it is advisable to get the new data series for starts and people on Universal Credit via [Stat-Xplore](#).

# Starts to Universal Credit

## More males made a start to Universal Credit in June

### Number of starts to Universal Credit in June by region and gender



Since Universal Credit began there have been more starts from males than females.

Overall, in June 2016 66 per cent of starts made to Universal Credit were from males, compared to 34 per cent of females. These proportions change when you look at the different regions.

In the North West, where Universal Credit is available to a wider group of people, 55 per cent of starts are from males. Whereas in the North East and Scotland, regions which only fully rolled-out in April 2016, the proportion of starts from males is 70 per cent and 69 per cent respectively.

**The total number of starts that have been made to Universal Credit in the month up to 9 June 2016 was 27,042.** The total number of starts that have been made since Universal Credit began is 386,876.

In the past month, there have been more starts to Universal Credit in Dundee Wellgate Jobcentre Plus office than any other (267 people starting).

Oldham Jobcentre Plus office still has the highest cumulative number of starts of any Jobcentre Plus office (7,585).

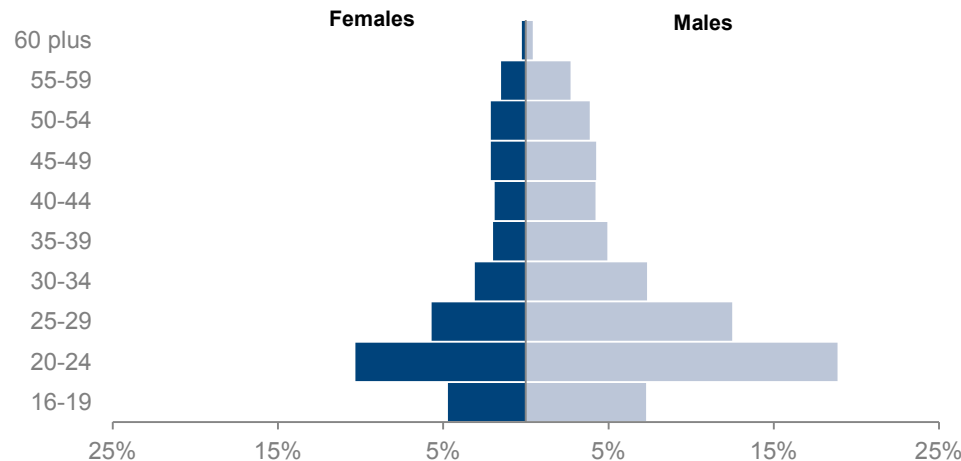
In June 2016 there have been more starts to Universal Credit from the 25-49 age group, compared to other age groups. Although, the gap between the 16-24 and 25-49 age groups has considerably narrowed this month, to less than 400 people.

Please note the figures for the latest month (June 2016) are provisional (p) and will be finalised in the next release. See the Background Information and Methodology document for more details. See **table 2.1** for summary statistics and [Stat-Xplore](#) for the complete data series.

# People on Universal Credit

## Men aged 20-24 make up almost one fifth of the total on Universal Credit

Percentage of people on Universal Credit, by age group and gender, June 2016



**There were 279,315 people on Universal Credit as of 9 June 2016.** This represents an increase of 4 per cent when compared to the number of people on Universal Credit in May 2016.

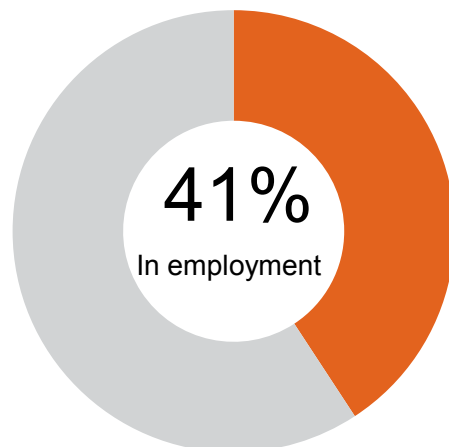
In June 2016, there were more males on Universal Credit than females (66 per cent compared to 34 per cent).

Males aged 20-24 made up 19 per cent of the total Universal Credit figure. Over the last year there has been a small decrease in the proportion of 20-24 year old males on Universal Credit.

42 per cent of people have been on Universal Credit for more than six months in June 2016.

## Two fifths of people on Universal Credit are in employment

Percentage of people on Universal Credit who are in employment, June 2016



Of the people on Universal Credit in June 2016, 41 per cent (113,868) were in employment and 59 per cent (165,442) were not in employment.

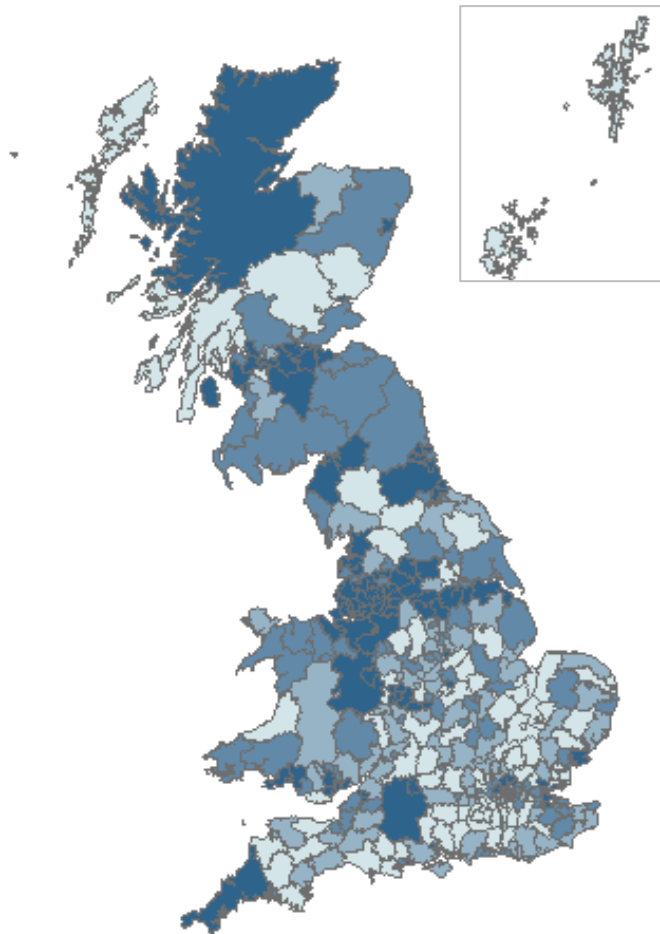
The Jobcentre Plus office with the most people on Universal Credit was Bolton, Blackhorse Street, with 3,251 Universal Credit claimants, followed by Oldham, with 3,139 (breakdowns of people on Universal Credit by Jobcentre Plus office, local authority and parliamentary constituency are available on [Stat-Xplore](#)).

See **tables 3.1-3.3** for summary statistics and [Stat-Xplore](#) for the complete data series.

Please note figures for the latest month (June 2016) are provisional (p) and will be finalised in the next release. See the Background Information and Methodology document for more details.

## Where Universal Credit claimants live

### The North West, where roll-out started, has the largest number of Universal Credit claimants



The adjacent map shows people on Universal Credit by local authority as at 9 June 2016.

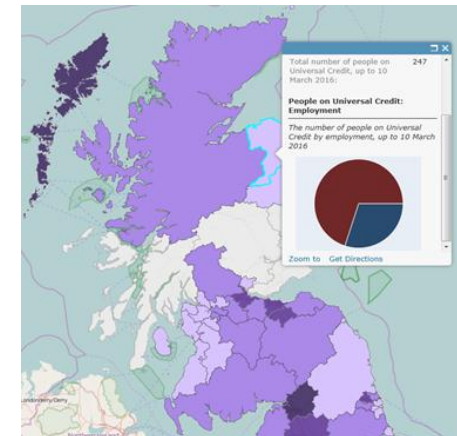
The darker areas of the map are local authorities with high levels of Universal Credit claimants, while the lighter areas are the local authorities with fewer Universal Credit claimants.

#### Where you live

Find information about your local authority in our interactive map.

Please click [here](#) to access the interactive map.

The interactive map shows the proportion of Universal Credit claimants who are in employment by local authority. The shading of the local authority depends on the proportion of claimants who are in employment. Key statistics can be viewed by clicking on the local authority, as can be seen in the adjacent example.



For further information on supported browsers, please visit the following website: <http://doc.arcgis.com/en/arcgis-online/reference/browsers.htm>

## About these statistics

These official statistics have been compiled using data from systems within local offices and records of Universal Credit benefit payments made by the Department.

This and other new data sources will, in time, allow a progressively wider range of breakdowns to be published as new IT systems are introduced. The methodology used and definitions of the official statistics may be updated within subsequent releases, along with information on the impact of any changes to the time series already released. A [strategy](#) for the release of official statistics on Universal Credit was published in September 2013 and updated in February 2016.

These statistics have been developed using guidelines set out by the UK Statistics Authority, and are new official statistics undergoing evaluation. They have, therefore, been designated as [Experimental Statistics](#). Users are invited to [comment](#) on the development and relevance of these statistics at this stage.

Universal Credit is now available in all Jobcentre Plus offices to single claimants, and is being expanded across the country to include all claimant types via the full service. See **table 4.1** for a full list of Jobcentre Plus offices by the date they implemented Universal Credit.

## Further roll out

Universal Credit was introduced in April 2013 in certain pathfinder areas of North West England. Since October 2013, it has progressively been rolled out to other areas. It is now available in all Jobcentre Plus offices to single claimants.

A limited test of the full service for Universal Credit was launched in Sutton, South London, on 26 November 2014, and expanded into Croydon (10 June 2015), Southwark (4 November 2015), Purley (27 April 2016) and Thornton Heath (27 April 2016) in South London and Great Yarmouth (27 April 2016) in East Anglia. Claimants in these areas will manage their Universal Credit claim online to monitor payments, communicate with their work coach and record work search progress. Please note that this publication does not currently include statistics covering these areas.

The full service for Universal Credit was introduced into Hounslow, West London, on 27 January 2016, and Musselburgh, East Scotland, on 23 March 2016. Figures for Hounslow and Musselburgh in this publication include claimants who were on Universal Credit prior to the move to full service and some, but not all who have transferred to full service. The figures do not include claimants who have submitted a new claim via the full service. We anticipate that complete full service data will be included as quality assurance of data from the Universal Credit systems progresses.

From May 2016 Universal Credit full service began its roll out to all other Jobcentre Plus offices and expanded across the country to include all claimant types.

## Where to find out more

This document and the summary tables can be found here: <https://www.gov.uk/government/collections/universal-credit-statistics>

Build your own tables using Stat-Xplore: <https://stat-xplore.dwp.gov.uk/>

See our interactive map: <http://dwp-stats.maps.arcgis.com/apps/Viewer/index.html?appid=82116e01690d4e8584014362d67900c6>

Older releases can be found here but please note that figures are subject to change. <https://www.gov.uk/government/collections/universal-credit-statistics>

The release strategy for the statistics can be found here: <https://www.gov.uk/government/publications/universal-credit-statistics-background-information>

The background information and methodology document can be found here: <https://www.gov.uk/government/publications/universal-credit-statistics-background-information-and-methodology>